

ESSENTIALS

Furniture Collection

inspiring environments
for working & learning | bof[®]

Contents



PROGRAM C
Page 8



PROGRAM A
Page 10



EXECUTIVE 900
Page 12



EXECUTIVE
Page 14



SCREENS
Page 16



UNIVERSAL
Page 18



KONTRAX
Page 24



4 LEG TABLES
Page 26



PROGRAM
Page 28



TILT TOP
Page 30



TREBLE
Page 32



TAVOLO
Page 34



COAST
Page 36



TALLY
Page 40



CONWAY
Page 42



CLUB
Page 44



WARWICK
Page 46



RENOIR
Page 48



SONATA
Page 50



GENOA
Page 52



ORION
Page 54



RECEPTION
Page 56



ACCESSORIES
Page 58



FABRIC SWATCHES
Page 66



CLEANING GUIDE
Page 70

Who We Are

Here at BOF, we create inspiring environments for working & learning.

Based in South Wales, we are an independent furniture supplier who provide you with the furniture you need; sourced from homegrown and global manufacturers.

Our creative, passionate & knowledgeable team possesses over 30 years experience as a furniture specialist within the Education, Public & Private sectors. We aim to provide an honest, professional and personal experience from initial inspiration to finished installation.



What We Do

Design & Planning

Creative design is what excites us. This is why we provide a professional service, while having a little fun along the way!

We understand the design process can be one of the most integral parts to the overall success of a project, so our design team are involved in every project we undertake.

With over 30 years of experience in planning inspiring environments for working and learning, we are also one of the most experienced design teams in the industry.



Furniture Supply

Supplying furniture is the most important part of what we do. We supply furniture for all working and learning environments across a wide range of sectors.

As an independent brand, we aren't biased towards a single supplier.

We provide you with the furniture you need, sourced from homegrown and global manufacturers. Our independence ensures that we specify products with the correct aesthetic, form, function and most importantly; within your budget.



Delivery & Installation

Our delivery and installation team are professional, experienced & trained to the highest level with valid CSCS cards and up to date health & safety training. We are always uniformed and ready to answer any queries you may have regarding your installation.

With allocated weekly delivery routes, many sole supply contracts around the UK and a unique location in South Wales, we are ideally positioned to deliver efficiently across the UK in our own fleet of commercial vehicles.



About this Collection

The **ESSENTIALS** Collection

The Essentials furniture collection is our extensive range of affordable, contract product. From single desks, to bench desking configurations and task seating to soft seating areas; the Essentials furniture collection covers it all. However, if there is a product you are looking for that can't be found in this catalogue, you may find what you're looking for in our Harmony furniture collections.



How to order...

When you are ready to place an order please ensure you have the following information ready:

- Your contact details, including name, email address and telephone number
- A purchase order number (if applicable)
- Any specific information on delivery requirements
- The product reference code(s) for your chosen product and extras
- The choice of fabric or finish for your chosen product

To place an order directly with BOF call: **01656 661061** or email: **sales@bof.co.uk**

Our Other Collections

The **HARMONY** collection is our exclusive range of product developed by BOF to provide you with everything you need to create a truly inspiring environment suitable for Working & Learning at an affordable cost.

To download a copy of any of our catalogues, visit:

bof.co.uk/resources



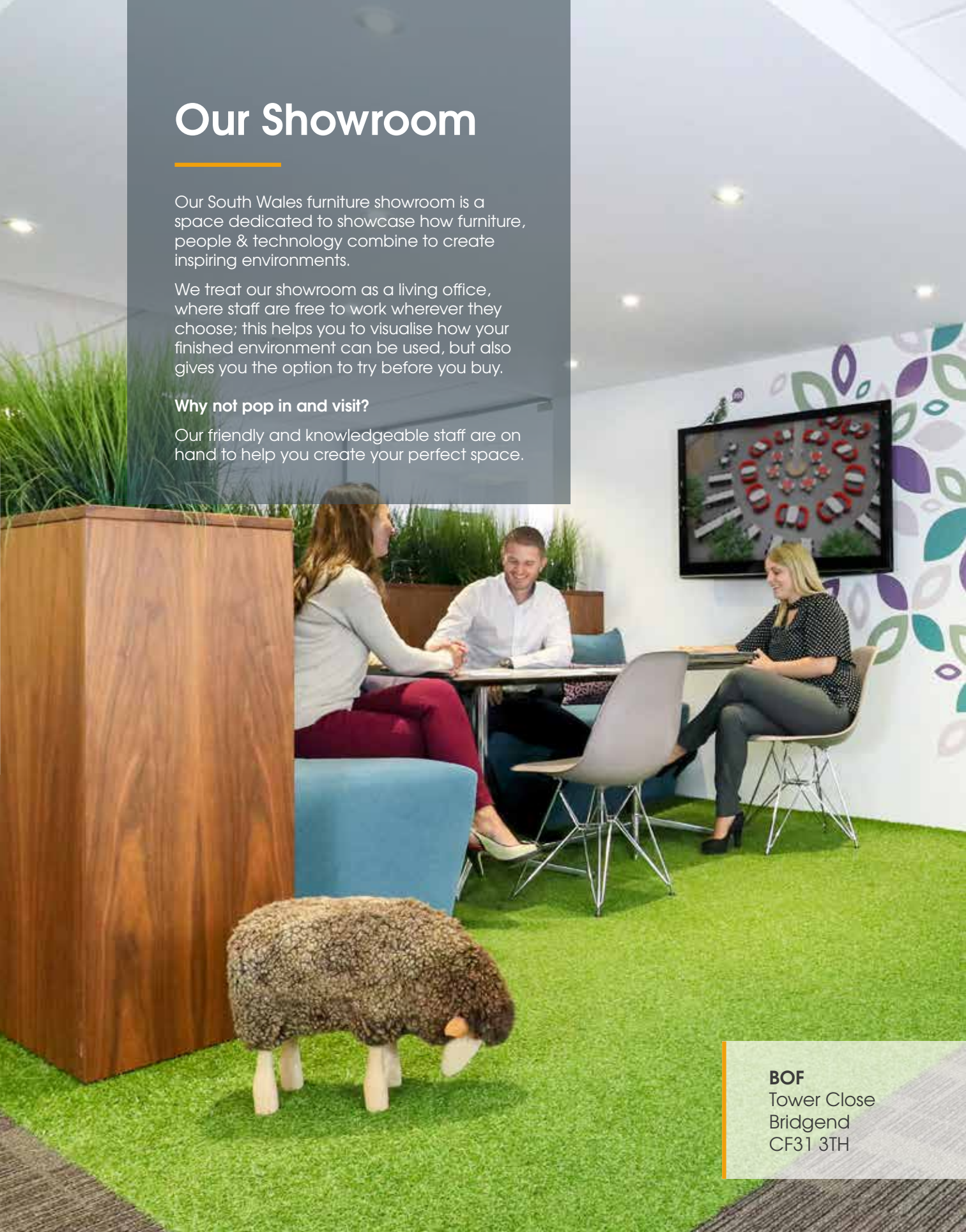
Our Showroom

Our South Wales furniture showroom is a space dedicated to showcase how furniture, people & technology combine to create inspiring environments.

We treat our showroom as a living office, where staff are free to work wherever they choose; this helps you to visualise how your finished environment can be used, but also gives you the option to try before you buy.

Why not pop in and visit?

Our friendly and knowledgeable staff are on hand to help you create your perfect space.



BOF
Tower Close
Bridgend
CF31 3TH



PROGRAM C

Office Desking

Program C is the most traditional of desk ranges. With its robust cantilever leg and 25mm top as standard it's still a very popular option. Available with various desktop shapes with cables ports and notched modesty panels for ease of cable routing. All desks have metal to metal fixings with feet levellers as standard.

1

CHOOSE YOUR MODEL



PROGRAM C RECTANGULAR WORKSTATION

25mm MFC top with 2mm edging and two cable ports. 18mm MFC modesty panel, rear cable access.

BOF 80WST - £144 RRP
W 800 · D 800 · H 720mm

BOF 10WST - £149 RRP
W 1000 · D 800 · H 720mm

BOF 12WST - £154 RRP
W 1200 · D 800 · H 720mm

BOF 14WST - £162 RRP
W 1400 · D 800 · H 720mm

BOF 16WST - £171 RRP
W 1600 · D 800 · H 720mm

BOF 18WST - £176 RRP
W 1800 · D 800 · H 720mm



PROGRAM C WAVE WORKSTATION

25mm MFC top with 2mm edging and two cable ports. 18mm MFC modesty panel, rear cable access.

BOF CWWTL1225 - £197 RRP (LH)
W 1200 · D 1000/800 · H 720mm

BOF CWWTL1425 - £204 RRP (LH)
W 1400 · D 1000/800 · H 720mm

BOF CWWTL1625 - £210 RRP (LH)
W 1600 · D 1000/800 · H 720mm

BOF CWWTR1225 - £197 RRP (RH)
W 1200 · D 1000/800 · H 720mm

BOF CWWTR1425 - £204 RRP (RH)
W 1400 · D 1000/800 · H 720mm

BOF CWWTR1625 - £210 RRP (RH)
W 1600 · D 1000/800 · H 720mm



PROGRAM C RADIAL WORKSTATION

25mm MFC top with 2mm edging and three cable ports. 18mm MFC modesty panel, rear cable access.

BOF 12CLH - £201 RRP (LH)
W 1200/1200 · D 800/600 · H 720mm

BOF 14CLH - £203 RRP (LH)
W 1400/1200 · D 800/600 · H 720mm

BOF 16CLH - £211 RRP (LH)
W 1600/1200 · D 800/600 · H 720mm

BOF 12CRH - £201 RRP (RH)
W 1200/1200 · D 800/600 · H 720mm

BOF 14CRH - £203 RRP (RH)
W 1400/1200 · D 800/600 · H 720mm

BOF 16CRH - £211 RRP (RH)
W 1600/1200 · D 800/600 · H 720mm

2

CHOOSE YOUR EXTRAS



Cable Baskets
See page 65



Cable Spines
See page 65



Monitor Arms
See page 63



On Desk Power
See page 59



Under Desk Power
See page 61



Portholes
See page 65

3

CHOOSE YOUR FINISHES

Top Finishes



BEECH
Stock finish -
faster delivery



VERADE
OAK



CALVA
OAK



STONE
OAK



CANADIAN
MAPLE



WALNUT



JAPANESE
ASH



SANTIAGO
CHERRY



BLACK



GREY



WHITE



SILVER



GRAPHITE
GREY

Frame Finishes



PROGRAM A

Office Desking

Program A is our fully cable managed cantilever leg desk range. With its double upright, half round oval design and 3 way internal leg extrusions adding more of an aesthetic appeal. Offering an array of unique desktops in various shapes and sizes, Program A can provide the complete individual desk solution. Cable ports and notched modesty panels for cable routing are supplied as standard.

1

CHOOSE YOUR MODEL



PROGRAM A RECTANGULAR WORKSTATION

25mm MFC top with 3mm edging and two cable ports. 3 channel cable management in all legs.

BOF A 80WST - £160 RRP
W 800 · D 800 · H 720mm

BOF A 10WST - £166 RRP
W 1000 · D 800 · H 720mm

BOF A 12WST - £176 RRP
W 1200 · D 800 · H 720mm

BOF A 14WST - £186 RRP
W 1400 · D 800 · H 720mm

BOF A 16WST - £197 RRP
W 1600 · D 800 · H 720mm

BOF A 18WST - £208 RRP
W 1800 · D 800 · H 720mm



PROGRAM A WAVE WORKSTATION

25mm MFC top with 3mm edging and two cable ports. 3 channel cable management in all legs.

BOF A CWWTL1225 - £208 RRP (LH)
W 1200 · D 1000-800 · H 720mm

BOF A CWWTL1425 - £219 RRP (LH)
W 1400 · D 1000-800 · H 720mm

BOF A CWWTL1625 - £230 RRP (LH)
W 1600 · D 1000-800 · H 720mm

BOF A CWWTR1225 - £208 RRP (RH)
W 1200 · D 1000-800 · H 720mm

BOF A CWWTR1425 - £219 RRP (RH)
W 1400 · D 1000-800 · H 720mm

BOF A CWWTR1625 - £230 RRP (RH)
W 1600 · D 1000-800 · H 720mm



PROGRAM A RADIAL WORKSTATION

25mm MFC top with 3mm edging and three cable ports. 3 channel cable management in all legs.

BOF A 12CLH - £246 RRP (LH)
W 1200/1200 · D 800/600 · H 720mm

BOF A 14CLH - £254 RRP (LH)
W 1400/1200 · D 800/600 · H 720mm

BOF A 16CLH - £267 RRP (LH)
W 1600/1200 · D 800/600 · H 720mm

BOF A 12CRH - £246 RRP (RH)
W 1200/1200 · D 800/600 · H 720mm

BOF A 14CRH - £254 RRP (RH)
W 1400/1200 · D 800/600 · H 720mm

BOF A 16CRH - £267 RRP (RH)
W 1600/1200 · D 800/600 · H 720mm

2

CHOOSE YOUR EXTRAS



Cable Baskets
See page 65



Cable Spines
See page 65



Monitor Arms
See page 63



On Desk Power
See page 59



Under Desk Power
See page 61



Portholes
See page 65

3

CHOOSE YOUR FINISHES

Top Finishes



BEECH
Stock finish -
faster delivery



VERADE
OAK



CALVA
OAK



STONE
OAK



CANADIAN
MAPLE



WALNUT



JAPANESE
ASH



SANTIAGO
CHERRY



BLACK



GREY



WHITE



SILVER



GRAPHITE
GREY

Frame Finishes



EXECUTIVE 900

Executive Desking

The Exec 900 range contains American Black Walnut Office Desks and matching storage furniture. This executive range creates an elegant, executive look at an affordable price. Exec 900 desking is composed of MFC 30mm tops and panel ends with a full modesty panel.



**EXECUTIVE 900
BOW FRONTED DESK**

Bow fronted executive desk available with brushed metal cable ports.

OI EXEC-180 - £502 RRP
W 1800 · D 900 · H 730mm

OI EXEC-200 - £516 RRP
W 2000 · D 900 · H 730mm



**EXECUTIVE 900
UNIVERSAL RETURN**

Universal return unit suitable for the bow fronted executive desking range.

OI EXEC-RU - £237 RRP
W 900 · D 600 · H 730mm



**EXECUTIVE 900
3 DRAWER PEDESTAL**

3 drawer pedestal supplied with brushed metal handles, hinged keys and ball bearing drawer runners.

OI EXEC-MP - £263 RRP
W 438 · D 600 · H 680mm



**EXECUTIVE 900
SIDE FILING CABINET**

2 drawer side filer supplied with brushed metal handles, hinged keys and ball bearing drawer runners.

OI EXEC-2DSF - £402 RRP
W 900 · D 600 · H 730mm



**EXECUTIVE 900
BOOKCASE CUPBOARD**

Executive combination cupboard with three shelves and a two door cupboard with brushed metal handles and hinged keys.

OI EXEC-BCSC18 - £463 RRP
W 800 · D 450 · H 1800mm

Top Finishes



AMERICAN
BLACK WALNUT



EXECUTIVE

Executive Desking

The new Executive range provides an executive desk that stands apart from the rest, as it can be specified from a range of single wood veneer finishes, or with a contrasting modesty panel. By mixing and matching complementary finishes on individual items and across the range, subtle style or eye-catching schemes can be easily created using this simple to specify range of executive furniture.

1

CHOOSE YOUR MODEL

**EXECUTIVE RECTANGULAR**

Executive rectangular desk,
available with contrasting
modesty panel.

IM MDVDU129 - £386 RRP
W 1200 · D 900 · H 750mm

IM MDVDU149 - £475 RRP
W 1400 · D 900 · H 750mm

IM MDVDU169 - £480 RRP
W 1600 · D 900 · H 750mm

IM MDVDU189 - £488 RRP
W 1800 · D 900 · H 750mm

**EXECUTIVE RADIAL**

Executive radial desk with
integrated return and three
drawer pedestal.

IM MDSPW1416P - £843 RRP
W 1400 · D 1600 · H 750mm

IM MDSPW1616P - £849 RRP
W 1600 · D 1600 · H 750mm

IM MDSPW1816P - £855 RRP
W 1800 · D 1600 · H 750mm

IM MDSPW1818P - £863 RRP
W 1800 · D 1800 · H 750mm

IM MDSPW2018P - £868 RRP
W 2000 · D 1800 · H 750mm

IM MDSPW2020P - £878 RRP
W 2000 · D 2000 · H 750mm


2

CHOOSE YOUR FINISHES

Top & Modesty Panel Finishes



A single colour or a combination of any two of the above
finishes can be specified.



SCREENS

Desk Mounted & Free Standing Screens

Upholstered screens are a durable and lightweight way of zoning communal working spaces, providing visual, physical and acoustic barriers in the workplace. While separating parts of the office into teams and groups, or creating quiet work zones and breakout areas in open plan spaces, they also add the finishing touches of colour to office furniture and can give extra character to any office space.



DESK MOUNTED STRAIGHT SCREEN

Upholstered desk mounted screen supplied with a pair of FJ25 brackets to fit 25mm thick desks.

RAA EL04.08 GA - £108 RRP
W 800 · D 25 · H 400mm

RAA EL04.10 GA - £111 RRP
W 1000 · D 25 · H 400mm

RAA EL04.12 GA - £119 RRP
W 1200 · D 25 · H 400mm

RAA EL04.14 GA - £124 RRP
W 1400 · D 25 · H 400mm

RAA EL04.16 GA - £127 RRP
W 1600 · D 25 · H 400mm

RAA EL04.18 GA - £131 RRP
W 1800 · D 25 · H 400mm



FREE STANDING STRAIGHT SCREEN

Upholstered free standing screen supplied with a pair of silver T feet.

RAA EL1014FS GA - £141 RRP
W 1400 · D 25 · H 1000mm

RAA EL1216FS GA - £150 RRP
W 1600 · D 25 · H 1200mm

RAA EL1616FS GA - £163 RRP
W 1600 · D 25 · H 1600mm

RAA EL1218FS GA - £166 RRP
W 1200 · D 25 · H 1800mm




VIEW MOBILE SCREEN

Full aluminium frame mobile screen on castors. Available in silver or white trim.


RAA V31810 GA - £488 RRP
W 1000 · D 30 · H 1800mm

RAA V31812 GA - £511 RRP
W 1200 · D 30 · H 1800mm

Camira Cara (GA)



BLACK PORTLAND CHAUCER RONAY ADRIATIC GALILEE



INVERNESS CARRON STAFFA MAREE PITLOCHRY TUMMEL

Camira Lucia (GB) POA



HAVANA PASEO BURU COSTA SCUBA MONTERRAT



APPLE SOLANO LOBSTER CALYPSO TOBAGO DIABLO

For the full range of fabric colours, see page 69.



UNIVERSAL

Wooden Storage

Universal Storage brings together a comprehensive storage solution for the everyday office environment. It has been designed to offer total functionality and flexibility with a competitive price structure.

With a choice of four handle options in various trim finishes you now have the choice to retro fit any handle to any storage unit or pedestal. All storage units are supplied with a 25mm thick MFC base and come complete with levelling feet that are adjustable from the inside of the unit.

1

CHOOSE YOUR MODEL

**1000MM WIDE TAMBOURS**

Side opening tambour storage units.
Accommodates all 800mm internals.
Supplied without shelves.

IM ST710 - £448 RRP
D 525 · H 725mm

IM ST810 - £502 RRP
D 525 · H 847mm

IM ST1210 - £539 RRP
D 525 · H 1252mm

IM ST1610 - £692 RRP
D 525 · H 1657mm

**1000MM WIDE CUPBOARDS**

Double door cupboard units.
Accommodates all 1000mm internals.
Supplied without shelves.

IM HD710 - £308 RRP
D 525 · H 725mm

IM HD810 - £348 RRP
D 525 · H 847mm

IM HD1210 - £355 RRP
D 525 · H 1252mm

IM HD1610 - £467 RRP
D 525 · H 1657mm

IM HD19150 - £539 RRP
D 525 · H 1950mm

**800MM WIDE CUPBOARDS**

Double door cupboard units.
Accommodates all 800mm internals.
Supplied without shelves.

IM HD78 - £293 RRP
D 525 · H 725mm

IM HD88 - £329 RRP
D 525 · H 847mm

IM HD128 - £340 RRP
D 525 · H 1252mm

IM HD168 - £454 RRP
D 525 · H 1657mm

IM HD19508 - £525 RRP
D 525 · H 1950mm

2

CHOOSE YOUR EXTRAS

Handle choices only available on cupboards



S Handle
S
Standard



Q Handle
Q
£12 PER UNIT



X Handle
X
£12 PER UNIT



M Handle
M
£12 PER UNIT



Slotted Filing
Shelf
SFS
£68 PER UNIT



Pull Out
Shelf
POS
£129 PER UNIT



Lateral Filing
Shelf
LFC
£64 PER UNIT



Roll Out
Suspension Frame
ROSF
£140 PER UNIT



MFC Internal
Shelf
WS
£33 PER UNIT

3

CHOOSE YOUR FINISHES



BEECH



VERADE
OAK



CALVA
OAK



STONE
OAK



CANADIAN
MAPLE



WALNUT



JAPANESE
ASH



SANTIAGO
CHERRY



BLACK



GREY



WHITE



1000MM WIDE BOOKCASES

Bookcases with fixed shelves; 380mm openings to fit all A4 and lever arch filing.

IM BC710 - £174 RRP
D 350 · H 725mm
(Includes 1 shelf)

IM BC810 - £185 RRP
D 350 · H 847mm
(Includes 1 shelf)

IM BC1210 - £198 RRP
D 350 · H 1252mm
(Includes 2 shelves)

IM BC1610 - £246 RRP
D 350 · H 1657mm
(Includes 3 shelves)

IM BC19510 - £287 RRP
D 350 · H 1950mm
(Includes 4 shelves)



800MM WIDE BOOKCASES

Bookcases with fixed shelves; 380mm openings to fit all A4 and lever arch filing.

IM BC78 - £154 RRP
D 350 · H 725mm
(Includes 1 shelf)

IM BC88 - £173 RRP
D 350 · H 847mm
(Includes 1 shelf)

IM BC128 - £176 RRP
D 350 · H 1252mm
(Includes 2 shelves)

IM BC168 - £223 RRP
D 350 · H 1657mm
(Includes 3 shelves)

IM BC19508 - £276 RRP
D 350 · H 1950mm
(Includes 4 shelves)



600MM WIDE BOOKCASES

Bookcases with fixed shelves; 380mm openings to fit all A4 and lever arch filing.

IM BC76 - £150 RRP
D 350 · H 725mm
(Includes 1 shelf)

IM BC86 - £162 RRP
D 350 · H 847mm
(Includes 1 shelf)

IM BC126 - £174 RRP
D 350 · H 1252mm
(Includes 2 shelves)

IM BC166 - £222 RRP
D 350 · H 1657mm
(Includes 3 shelves)

IM BC19506 - £263 RRP
D 350 · H 1950mm
(Includes 4 shelves)



1600MM & 1200MM WIDE BOOKCASES

Desk height bookcases with central fixed divider and 2 adjustable shelves.

IM BC712 - £293 RRP
W 1200 · D 350 · H 725mm

IM BC716 - £317 RRP
W 1600 · D 350 · H 725mm



BEECH

VERADE
OAKCALVA
OAKSTONE
OAKCANADIAN
MAPLE

WALNUT

JAPANESE
ASHSANTIAGO
CHERRY

BLACK



GREY



WHITE

1

CHOOSE YOUR MODEL

**525MM DEEP SIDE FILER**

Left to right foolscap filing with anti tilt mechanism.

IM SF25 - £ 380 RRP
W 800 · H 725mm
(Includes 2 drawers)

**600MM DEEP SIDE FILER**

Left to right foolscap filing with anti tilt mechanism.

IM SF26 - £ 390 RRP
W 800 · H 725mm
(Includes 2 drawers)

**600MM DEEP
FILING CABINET**

Front to back foolscap filing with anti tilt mechanism.

IM FC26 - £ 250 RRP
W 485 · H 725mm
(2 Drawers)

IM FC36 - £ 302 RRP
W 485 · H 1055mm
(3 Drawers)

IM FC46 - £ 364 RRP
W 485 · H 1385mm
(4 Drawers)

**525MM DEEP
FILING CABINET**

Front to back foolscap filing with anti tilt mechanism.

IM FC25 - £ 263 RRP
W 485 · H 725mm
(2 Drawers)

IM FC35 - £ 317 RRP
W 485 · H 1055mm
(3 Drawers)

IM FC45 - £ 382 RRP
W 485 · H 1385mm
(4 Drawers)

2

CHOOSE YOUR EXTRAS



S Handle
S
Standard



Q Handle
Q
£ 12 PER UNIT



X Handle
X
£ 12 PER UNIT



M Handle
M
£ 12 PER UNIT

3

CHOOSE YOUR FINISHES



BEECH

VERADE
OAKCALVA
OAKSTONE
OAKCANADIAN
MAPLE

WALNUT

JAPANESE
ASHSANTIAGO
CHERRY

BLACK



GREY



WHITE

1

CHOOSE YOUR MODEL

**600MM DEEP DESK
HIGH PEDESTAL**

Desk high pedestal. Left
to right foolscap filing.

W 400 · D 600 · H 725mm

BOF 3DHPW (3 Drawer)

£ 164 RRP

**800MM DEEP DESK
HIGH PEDESTAL**

Desk high pedestal. Left
to right foolscap filing.

W 400 · D 800 · H 725mm

BOF 3DHPW/8 (3 Drawer)

£ 186 RRP

**FLUSH FRONT MOBILE
UNDER DESK PEDESTAL**

Mobile under desk pedestal.
Left to right foolscap filing.

W 400 · D 575 · H 594mm

BOF 3DMHW (3 Drawer)

£ 156 RRP

**MOBILE UNDER DESK
PEDESTAL**

Mobile under desk pedestal.
Left to right foolscap filing.

W 400 · D 575 · H 594mm

BOF MSPBH325 (3 Drawer)

£ 164 RRP

**SLIMLINE MOBILE UNDER
DESK PEDESTAL**

Mobile under desk pedestal.
Left to right foolscap filing.

W 300 · D 575 · H 594mm

BOF PNTMP3 (3 Drawer)

£ 244 RRP

**SLIMLINE METAL PEDESTAL**

Narrow steel pedestal with 2
personal drawers and 1 filing
drawer.

W 300 · D 500 · H 597mm

ML PMS3521 (3 Drawer)

£ 225 RRP

**METAL PEDESTAL**

Steel pedestal with 2
personal drawers and 1
filing drawer.

W 410 · D 500 · H 597mm

ML PMS4521 (3 Drawer)

£ 239 RRP

3

CHOOSE YOUR FINISHES

MFC Finishes



BEECH

VERADE
OAKCALVA
OAKSTONE
OAKCANADIAN
MAPLE

WALNUT


JAPANESE
ASHSANTIAGO
CHERRY

BLACK

GREY

WHITE

Metal Finishes



WHITE

SILVER

BLACK

ANTHRACITE

SMOKEY
BLACK

1

CHOOSE YOUR MODEL

**800MM WIDE OPEN TOP CUPBOARD**

Open top hinged door cupboard with 380mm high open section to fit A4 and lever arch filing. Supplied without shelves.

IM 2HDO88 - £326 RRP
D 525 · H 847mm

IM 2HDO128 - £337 RRP
D 525 · H 1252mm

IM 2HDO168 - £448 RRP
D 525 · H 1657mm

**PERSONAL LOCKERS**

Personal lockers with various door quantity options.

IM 2PL1 - £298 RRP
W 400 · D 525 · H 1657mm
(1 Door)

IM 2PL2 - £324 RRP
W 400 · D 525 · H 1657mm
(2 Door)

IM 2PL3 - £352 RRP
W 400 · D 525 · H 1657mm
(3 Door)

IM 2PL4 - £379 RRP
W 400 · D 525 · H 1657mm
(4 Door)

**1600MM WIDE CREDENZA UNIT**

Credenza storage unit supplied with adjustable shelves.

IM 2CRED163 - £875 RRP
D 525 · H 725mm
(3 Door)

IM 2CRED162 - £752 RRP
D 525 · H 725mm
(2 Door)

**1200MM WIDE CREDENZA UNIT**

Credenza storage unit supplied with adjustable shelves.

IM 2CRED123 - £774 RRP
D 525 · H 725mm
(3 Door)

IM 2CRED122 - £651 RRP
D 525 · H 725mm
(2 Door)

2

CHOOSE YOUR EXTRAS



S Handle
S
Standard



Q Handle
Q
£12 PER UNIT



X Handle
X
£12 PER UNIT



M Handle
M
£12 PER UNIT

3

CHOOSE YOUR FINISHES

Select carcass colour and door finish



BEECH



VERADE
OAK



CALVA
OAK



STONE
OAK



CANADIAN
MAPLE



WALNUT



JAPANESE
ASH



SANTIAGO
CHERRY



BLACK



GREY



WHITE



KONTRAX

Steel Storage

Kontrax is a range of steel storage that includes filing cabinets, storage cupboards and tambour storage units as well as a full range of complimentary fittings. With flat-pack and built-up options, these units offer ease of storage, delivery and installation in restricted areas.

1

CHOOSE YOUR MODEL



CUPBOARDS

2 door cupboard.

SL VNCE40/1 - £ 175 RRP
W 915 · D 458 · H 1020mm
(1 shelf)

SL VNCE72/3 - £ 204 RRP
W 915 · D 458 · H 1830mm
(3 shelves)

SL VNCE78/4 - £ 237 RRP
W 915 · D 458 · H 1950mm
(4 shelves)



SIDE TAMBOURS

Side access tambour storage unit. Supplied empty.

SL V40STE - £ 292 RRP
W 1003 · D 507 · H 1016mm

SL V65STE - £ 303 RRP
W 1003 · D 507 · H 1651mm

SL V78STE N - £ 326 RRP
W 1003 · D 507 · H 1950mm



FILING CABINETS

Filing cabinet with anti-tilt locking mechanism.

SL V2E - £ 149 RRP
W 458 · D 620 · H 711mm
(2 drawer)

SL V3E - £ 153 RRP
W 458 · D 620 · H 1009mm
(3 drawer)

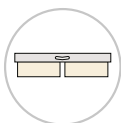
SL V4E - £ 160 RRP
W 458 · D 620 · H 1320mm
(4 drawer)

2

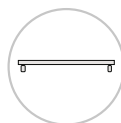
CHOOSE YOUR EXTRAS



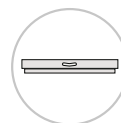
Plain Shelf
VNCS
£ 20 RRP



Roll out Suspension Frame
VNCRSF
£ 65 RRP



Roll Out Shelf
VNCROS
£ 63 RRP



Slotted Drawer
VNCSD
£ 105 RRP

3

CHOOSE YOUR FINISHES

Standard Finish



LIGHT
GREY

Group 2 Finish (10% upcharge)



BLACK



GRAPHITE



GOOSE
GREY



COFFEE &
CREAM



BROWN &
BEIGE

Group 3 Finish (20% upcharge)



WHITE



SILVER



RACING
GREEN



BLUE



RED



BOF installation at Bournemouth
University Fusion Building

4 LEG TABLES

Classroom & Meeting Tables

Fully welded tables are the best choice when you are looking for tables which create a tight, snug fit when pushed together. The fully welded range is available in various shapes and sizes, giving you the flexibility to mix and match table shapes.

1

CHOOSE YOUR MODEL

**600MM DEEP FULLY WELDED TABLE**

25mm square fully welded frame.

IM CT66X - £ 120 RRP
W 600 · H 725mm

IM CT106X - £ 122 RRP
W 1000 · H 725mm

IM CT126X - £ 128 RRP
W 1200 · H 725mm

IM CT146X - £ 153 RRP
W 1400 · H 725mm

IM CT166X - £ 164 RRP
W 1600 · H 725mm

IM CT186X - £ 185 RRP
W 1800 · H 725mm

**800MM DEEP FULLY WELDED TABLE**

25mm square fully welded frame.

IM CT8X - £ 123 RRP
W 800 · H 725mm

IM CT10X - £ 125 RRP
W 1000 · H 725mm

IM CT12X - £ 130 RRP
W 1200 · H 725mm

IM CT14X - £ 155 RRP
W 1400 · H 725mm

IM CT16X - £ 166 RRP
W 1600 · H 725mm

IM CT18X - £ 188 RRP
W 1800 · H 725mm

**TRAPEZOIDAL TABLE**

25mm square fully welded frame.

IM TR126X - £ 162 RRP
W 1200 · D 520 · H 725mm
Angled edge size: 600mm

IM TR16X - £ 179 RRP
W 1600 · D 692 · H 725mm
Angled edge size: 800mm

**SEMI CIRCULAR TABLE**

25mm square fully welded frame.

IM SC12XLR - £ 162 RRP
W 1200 · D 600 · H 725mm
(Left to right grain)


IM SC12XFB - £ 162 RRP
W 1200 · D 600 · H 725mm
(Front to back grain)

IM SC16XLR - £ 179 RRP
W 1600 · D 800 · H 725mm
(Left to right grain)

IM SC16XFB - £ 179 RRP
W 1600 · D 800 · H 725mm
(Front to back grain)

2

CHOOSE YOUR EXTRAS



Heavy Duty Frame on
38mm Legs

HD

£62 RRP

3

CHOOSE YOUR FINISHES

Top Finishes



BEECH

VERADE
OAKCALVA
OAKSTONE
OAKCANADIAN
MAPLE

WALNUT


JAPANESE
ASHSANTIAGO
CHERRY

BLACK

GREY

WHITE

Frame Finishes



SILVER

BLACK

WHITE



PROGRAM TABLES

Meeting & Boardroom Tables

A space where cultivating relationships, exchanging ideas and knowledge, combine to enable communication. Each model offers modular solutions designed to suit a multitude of requirements, from impromptu meetings to the prestigious boardroom.

1

CHOOSE YOUR MODEL


RECTANGULAR TABLE
AXIS BASE

MO IT12A - £309 RRP
 W 1200 · D 800 · H 720mm

MO IT14A - £313 RRP
 W 1400 · D 800 · H 720mm

MO IT16A - £345 RRP
 W 1600 · D 800 · H 720mm

MO IT18A - £356 RRP
 W 1800 · D 800 · H 720mm


OVAL TABLE
VEGA BASE

MO C2010V - £668 RRP
 W 2000 · D 1000 · H 720-760mm

MO C2012V - £686 RRP
 W 2000 · D 1200 · H 720-760mm

MO C2412V - £725 RRP
 W 2400 · D 1200 · H 720-760mm


BARREL TABLE
EVOLUTION BASE

MO BC2012E - £646 RRP
 W 2000 · D 1000-1200 · H 730mm

MO BC2413E - £690 RRP
 W 2400 · D 1000-1300 · H 730mm


CIRCULAR TABLE
VEGA BASE

MO MT08V - £480 RRP
 DIA 800 · H 725mm

MO MT10V - £502 RRP
 DIA 1000 · H 725mm

MO MT12V - £546 RRP
 DIA 1200 · H 725mm

MO MT14V - £591 RRP
 DIA 1400 · H 725mm

MO MT16V - £644 RRP
 DIA 1600 · H 725mm

For more top and base combinations, please contact
 your Account Manager or visit bof.co.uk.

2

CHOOSE YOUR FINISHES

Top Finishes



BEECH

MAPLE

OAK

WHITE

HACIENDA
BLACK
(POA)ROMANO
CHERRY
(POA)SAND
ZEBRANO
(POA)WALNUT
(POA)
Axis Frame
Finishes


SILVER

Vega Frame
Finishes


SILVER



WHITE

Evolution Frame
Finishes


SILVER



BOF installation at the
University of Cambridge

TILT-TOP TABLES

Tables

BOF tilt-top tables are designed to be simple to move, reconfigure and store. Suitable for meeting, classroom and office environments, and with ranges to suit any budget, tilt-top tables are ideal for flexible working.



ECO TILT TABLE

Eco Tilt Table frames have been developed to provide flexible working for your environment. The frame is equipped with a manual tilt mechanism and castors.

RSE BT1400/8R + IM TOPT1480 - £175 RRP
W 1400 · D 800 · H 720mm

RSE BT1600/8R + IM TOPT1680 - £189 RRP
W 1600 · D 800 · H 720mm



PROGRAM TILT TABLE

With a heavy duty steel frame and an aluminium base, Program Tilt comes equipped with an easy release button, automatic tilt lock and lockable brake castors making it easy to operate.

RSE PT1200/6R + IM TOPT1260 - £248 RRP
W 1200 · D 600 · H 720mm

RSE PT1400/6R + IM TOPT1460 - £259 RRP
W 1400 · D 600 · H 720mm

RSE PT1400/8R + IM TOPT1480 - £270 RRP
W 1400 · D 800 · H 720mm

RSE PT1600/8R + IM TOPT1680 - £281 RRP
W 1600 · D 800 · H 720mm



PREMIUM TILT TABLE

Premium Tilt has a heavy duty steel frame and an aluminium base with robust L8 foot. The easy release button, automatic tilt lock and lockable brake castors make this heavy duty option easy to operate.

RSE FTL1200/6R + IM TOPT1260 - £298 RRP
W 1200 · D 600 · H 720mm

RSE FTL1400/6R + IM TOPT1460 - £312 RRP
W 1400 · D 600 · H 720mm

RSE FTL1400/8R + IM TOPT1480 - £324 RRP
W 1400 · D 800 · H 720mm

RSE FTL1600/8R + IM TOPT1680 - £338 RRP
W 1600 · D 800 · H 720mm

More sizes available, please contact us for more information.

Top Finishes



BEECH

VERADE
OAKCALVA
OAKSTONE
OAKCANADIAN
MAPLE

WALNUT


JAPANESE
ASHSANTIAGO
CHERRY

BLACK

GREY

WHITE

Frame Finishes



SILVER

GREY

BLACK
(POA)WHITE
(POA)



BOF installation at the University
of Wales Trinity St David

TREBLE

Coffee, Dining & Poseur Height Tables

Treble is a collection of tables offering a broad selection of uses. The table base is manufactured using epoxy powder coated steel. Treble offers the specifier a selection of table top options and is designed as a coffee, poseur, meeting or dining table.


1

CHOOSE YOUR TOP



CIRCULAR TOP

- DIA 600mm ·
IM DIA60R - £79 RRP
- DIA 800mm ·
IM DIA80R - £85 RRP
- DIA 1000mm ·
IM DIA10R - £89 RRP
- DIA 1200mm ·
IM DIA12R - £117 RRP
(Weighted base required)



SQUARE TOP

- W 600 · D 600mm
IM TOPT6060 - £95 RRP
- W 800 · D 800mm
IM TOPT8080 - £98 RRP
- W 1000 · D 1000mm
IM TOPT1010 - £125 RRP



RECTANGULAR TOP

- W 1000 · D 600mm
IM TOPT1060 - £79 RRP
- W 1200 · D 600mm
IM TOPT1260 - £85 RRP
- W 1500 · D 800mm
IM TOPT1580 - £89 RRP
(2 bases required)

2

CHOOSE YOUR BASE

Coffee · H 400mm · Dining · H 695mm · Poseur · H 1075mm ·



COFFEE HEIGHT
RSE PBT-CTUR
£96 RRP



DINING HEIGHT
RSE PBT-DTUR
£105 RRP



POSEUR HEIGHT
RSE PBT-PTUR
£125 RRP



COFFEE HEIGHT
RSE PBT-CTUS
£93 RRP



DINING HEIGHT
RSE PBT-DTUS
£99 RRP



POSEUR HEIGHT
RSE PBT-PTUS
£103 RRP

3

CHOOSE YOUR EXTRAS



Cable
Management
POA

4

CHOOSE YOUR FINISHES

Top Finishes



BEECH

VERADE
OAKCALVA
OAKSTONE
OAKCANADIAN
MAPLE

WALNUT



BLACK



GREY



WHITE

Frame Finishes



SILVER



GREY

BLACK
(POA)WHITE
(POA)



TAVOLO

Dining Tables

Our dining table range is available in four different board finishes with a choice of five bases.

Our **MFC tops** are designed with a minimalist, contract-grade melamine surface. A unique toughbond edge adhesion and flat edge profile allow the tables to easily be used next to each other.

Our high quality **laminated table** tops provide the perfect addition to any restaurant, café or bistro. These tops are manufactured in the UK using only premium branded laminates which are scratch resistant and heat resistant. The ultimate in durability.


1

CHOOSE YOUR TOP



CIRCULAR TOP MFC

- DIA 600mm ·
TA 600DM - £56 RRP
- DIA 700mm ·
TA 700DM - £59 RRP
- DIA 800mm ·
TA 800DM - £76 RRP
- DIA 1000mm ·
TA 1000DM - £112 RRP
- DIA 1200mm ·
TA 1200DM - £133 RRP



SQUARE TOP MFC

- W 600 · D 600mm
TA 600600M - £65 RRP
- W 700 · D 700mm
TA 700700M - £68 RRP
- W 800 · D 800mm
TA 800800M - £72 RRP



RECTANGULAR TOP MFC

- W 1000 · D 600mm
TA 1000600M - £72 RRP
- W 1200 · D 700mm
TA 1200700M - £79 RRP
- W 1200 · D 800mm
TA 1200800M - £86 RRP
- W 1500 · D 700mm
TA 1500700M - £99 RRP

2

CHOOSE YOUR BASE

Coffee · H 480mm · Dining · H 730mm · Poseur · H 1050mm ·

RAMIRO
ChromeCoffee Height
TA CTMC001
£115 RRPDining Height
TA CTMD001
£119 RRPPoseur Height
TA CTMP001
£125 RRPDANILO
ChromeCoffee Height
TA SSRMC001
£125 RRPDining Height
TA SSRMD001
£128 RRPPoseur Height
TA SSRMP001
£135 RRPFORZA ROUND
BlackCoffee Height
TA BRMC001
£90 RRPDining Height
TA BRMD001
£95 RRPPoseur Height
TA BRMP001
£103 RRPFORZA SQUARE
BlackCoffee Height
TA BSMC001
£90 RRPDining Height
TA BSMD001
£95 RRPPoseur Height
TA BSMP001
£103 RRPORLANDO
BlackCoffee Height
TA BCMC001
£65 RRPDining Height
TA BCMD001
£68 RRPPoseur Height
TA BCMP001
£70 RRPORLANDO
Black & ChromeCoffee Height
TA CCMC001
£70 RRPDining Height
TA CCMD001
£75 RRPPoseur Height
TA CCMP001
£80 RRP

3

CHOOSE YOUR FINISHES

MFC Finishes



BEECH


WALNUT

WENGÉ

GREY

WHITE

Laminate Finishes (15% upcharge)



BEECH

OAK

WALNUT

WENGÉ

BLACK

WHITE



COAST

Operator Seating

Our Coast family of operator chairs feature a wide array of designs and styles to suit all. From medium back to multifunctional, our operator chairs are designed with quality and comfort in mind. The backrest can be height adjusted, reclined and is shaped for permanent contact and support. The dished seat and backrests offer ergonomic lumbar support and the waterfall front helps alleviate pressure on the thighs when seated - perfect for an all day operator requirement.

1

CHOOSE YOUR MODEL

**COAST MEDIUM BACK**

Medium back operator chair with two lever mechanism and height adjustable back.

W 500 · D 550 · H 860 · SH 475-605

WL CO01 GP1

£119 RRP

**COAST HIGH BACK**

High back operator chair with two lever mechanism and height adjustable back.

W 500 · D 550 · H 970 · SH 475-605

WL CO02 GP1

£127 RRP

**COAST LARGE BACK**

Large back operator chair with two lever mechanism and height adjustable back.

W 520 · D 550 · H 1250 · SH 480-610

WL CP11 GP1

£164 RRP

**COAST MESH BACK**

Mesh back operator chair with two lever mechanism and height adjustable back.

W 500 · D 550 · H 955 · SH 475-605

WL CO02 MB GP1

£186 RRP

2

CHOOSE YOUR EXTRAS



Chrome Base

C

£38 RRP



Lumbar pump

L

£30 RRP



Seat Slide

SS

£26 RRP



3 Lever Mechanism

3LM

£20 RRP



Height Adjustable Arms

AA

£38 RRP



Fixed Arms

A

£27 RRP



Height Adjustable Fold-Down Arms


FDA

£53 RRP

3

CHOOSE YOUR FINISHES

Camira Phoenix (GP1)



HAVANA

BLIZZARD


OCEAN

SCUBA

BLUEBELL

WIND JAMMER

Camira Advantage (GP2) POA



BLACK

MINERAL

MINERAL

FJORD

NIGHTSHADE

COBALT



RAINFOREST

TAROT

CALYPSO

JAMAICA

OLYMPIC

SOLANO



ADRIATIC

AQUA

OASIS

RASPBERRY

WINE

RED

For the full range of fabric colours, see page 66.



COAST PLUS

Operator Seating

Our Coast family of operator chairs feature a wide array of designs and styles to suit all. From medium back to multifunctional, our operator chairs are designed with quality and comfort in mind. The backrest can be height adjusted, reclined and is shaped for permanent contact and support. The dished seat and backrests offer ergonomic lumbar support and the waterfall front helps alleviate pressure on the thighs when seated - perfect for an all day operator requirement.

1

CHOOSE YOUR MODEL

**COAST SQUARE**

Squared back task chair with two lever mechanism. Available to upgrade with extras below to suit unique requirements.

W 520 · D 630 · H 1000 · SH 480-610mm

AL TIMP

£ 125 RRP

**COAST PLUS**

Multi functional task chair with pump up lumbar, ratchet back, three lever mechanism, weight tension control, seat slide and height adjustable fold down arms.

W 520 · D 490 · H 1030 · SH 500-590mm

AL TSK FA

£ 245 RRP

**COAST PLUS MESH**

Multi functional mesh back task chair with pump up lumbar, ratchet back, three lever mechanism, weight tension control, seat slide and height adjustable fold down arms.

W 520 · D 600 · H 1050 · SH 500-590mm

AL TSK M FA

£ 255 RRP

2

CHOOSE YOUR EXTRAS



Chrome
Base

C

£ 38 RRP



Lumbar
pump

L

£ 30 RRP



Seat
Slide

SS

£ 26 RRP



3 Lever
Mechanism

3LM

£ 20 RRP



Height
Adjustable Arms

AA

£ 38 RRP



Fixed
Arms

A

£ 27 RRP



Height Adjustable
Fold-Down Arms

FDA

£ 53 RRP

3

CHOOSE YOUR FINISHES

Camira Phoenix (GP1)



HAVANA



BLIZZARD



OCEAN



SCUBA



BLUEBELL



WIND
JAMMER

Camira Advantage (GP2) POA



BLACK



MINERAL



MINERAL



FJORD



NIGHTSHADE



COBALT



RAINFOREST



TAROT



CALYPSO



JAMAICA



OLYMPIC



SOLANO



ADRIATIC



AQUA



OASIS



RASPBERRY



WINE



RED

For the full range of fabric colours, see page 66.



TALLY

Task Seating

Tally task chair – an office chair with a slightly different look. Tally is a modular system which allows users to interchange parts and accessories to meet individual requirements, while maintaining a consistent look throughout the workplace. Choose between medium or high back and a range of ergonomic options.

1

CHOOSE YOUR MODEL

**TALLY MEDIUM BACK**

Medium back task chair with permanent contact back.

W 510 · D 700 · H 860-1080mm

NM TA2P1-B GP1

£ 169 RRP

**TALLY HIGH BACK**

High back task chair with permanent contact back.

W 510 · D 700 · H 860-1080mm

NM TA2P2-B GP1

£ 169 RRP

**TALLY MEDIUM BACK WITH ADJUSTABLE ARMS**

Medium back task chair with permanent contact back.

W 655 · D 700 · H 860-1080mm

NM TA2P1AA-B GP1

£ 215 RRP

**TALLY HIGH BACK WITH ADJUSTABLE ARMS**

High back task chair with permanent contact back.

W 655 · D 700 · H 860-1080mm

NM TA2P2AA-B GP1

£ 227 RRP

2


CHOOSE YOUR EXTRAS



Polished
Base

P

£ 41 RRP



Seat
Slide

SS

£ 29 RRP



Lumbar
Pump

L

£ 28 RRP



Synchronised
Mechanism

S1

£ 74 RRP

3

CHOOSE YOUR FINISHES

Camira Phoenix (GP1)



HAVANA

BLIZZARD

OCEAN

SCUBA

BLUEBELL

WIND
JAMMER



RAINFOREST

TAROT


CALYPSO

JAMAICA

OLYMPIC

SOLANO

Camira Advantage (GP2) POA



BLACK

MINERAL

MINERAL

FJORD

NIGHTSHADE

COBALT



ADRIATIC

AQUA

OASIS

RASPBERRY

WINE

RED

For the full range of fabric colours, see page 66.



CONWAY

Backcare Task Seating

This Conway model uses a heavy-duty asynchronous mechanism suitable for 24 hour use. A high specified chair with features including 3-lever mechanism for gas-lift, back rake adjustment and independent adjustment of the seat base. Additional features include a ratchet back height adjuster, seat depth adjuster, adjustable tilt tension control, height and folding armrests and an inflatable lumbar support. The Conway has a plastic back outer shroud, is suitable for users with a maximum weight of 150kg.

1

CHOOSE YOUR MODEL


**CONWAY BACKCARE
CHAIR**

Operator chair with adjustable lumbar, 'S' level FIRA rating, back rake adjustment, independent seat tilt, adjustable seat height, height adjustable arms, back height ratchet adjustment.

W 660 · D 600 · H 1230 · SH 490-620mm

AO CO1 GP1

£316 RRP


**CONWAY 24HR
BACKCARE CHAIR**

24 Hour Operator chair with adjustable lumbar, 'S' level FIRA rating, back rake adjustment, independent seat tilt, adjustable seat height, height adjustable arms, back height ratchet adjustment.

W 660 · D 600 · H 1230 · SH 490-620mm

AO CO1/24 GP1

£375 RRP

2

CHOOSE YOUR EXTRAS



Coccyx Cut
Out

AO CCO

£60 RRP



Polished
Aluminium Base

AO PDB

£54 RRP



Memory
Foam

AO MEM

£61 RRP

3

CHOOSE YOUR FINISHES

Camira Phoenix (GP0) POA



HAVANA

BLIZZARD

OCEAN

SCUBA

BLUEBELL

WIND
JAMMER



RAINFOREST

TAROT


CALYPSO

JAMAICA

OLYMPIC

SOLANO

Camira Advantage (GP1)



BLACK

MINERAL

MINERAL

FJORD

NIGHTSHADE

COBALT



ADRIATIC

AQUA

OASIS

RASPBERRY

WINE

RED

For the full range of fabric colours, see page 66.



CLUB

Multi-Purpose Seating

This range of multi-purpose chairs are suitable for meeting rooms, seminar rooms and general public waiting areas. They come with deep foam seat cushioning, waterfall seats and anti-scratch feet as standard. Club is available in 3 different versions, dependant on the working environment requirement.

1

CHOOSE YOUR MODEL


CLUB LIGHT
STOCK FABRIC

30mm foam seat pad
and backrest.

TP CH0500 - £60 RRP
 W 475 · D 415 · H 810


CLUB
COLOURS

50mm foam seat
pad and 40mm foam
backrest.

AL F1B GP1 - £71 RRP
 W 540 · D 560 · H 810

AL F1B GP2 - £80 RRP
 W 540 · D 560 · H 810


CLUB CHROME
COLOURS

50mm foam seat
pad and 40mm foam
backrest.

AL F1C GP1 - £85 RRP
 W 540 · D 560 · H 810

AL F1C GP2 - £89 RRP
 W 540 · D 560 · H 810


CLUB HEAVY DUTY
COLOURS

50mm foam seat
pad and 40mm foam
backrest with reinforced
metal frame.

NS ISO GP1 - £78 RRP
 W 545 · D 425 · H 820

NS ISO GP2 - £87 RRP
 W 545 · D 425 · H 820


CLUB HEAVY DUTY
MESH


COLOURS
 50mm foam seat
pad and 40mm foam
backrest with reinforced
metal frame.

NS ISO ERGO - £97 RRP
 W 545 · D 425 · H 820

2

CHOOSE YOUR FINISHES

Stock Fabric



CHARCOAL CLARET ROYAL
BLUE

Camira Phoenix (GP1)




HAVANA BLIZZARD OCEAN SCUBA BLUEBELL WIND
JAMMER



RAINFOREST TAROT CALYPSO JAMAICA OLYMPIC SOLANO

Camira Advantage (GP2)



BLACK MINERAL MINERAL FJORD NIGHTSHADE COBALT



ADRIATIC AQUA OASIS RASPBERRY WINE RED

For the full range of fabric colours, see page 66.



WARWICK

Multi-Purpose Seating

This stackable 4-legged visitor chair is extremely versatile with different specification permutations including left and right handed anti-panic writing tablets. The seat pad is an ergonomically designed dish shape with waterfall front edge.

1

CHOOSE YOUR MODEL



**WARWICK
UPHOLSTERED**

Black frame, four legged visitor chair with fully upholstered seat and back.

W 500 · D 550 · H 820 · SH 470mm

AO WA01 GP0 - £ 117 RRP

AO WA01 GP1 - £ 127 RRP



**WARWICK
WITH ARMS**

Black frame, four legged visitor arm chair with fully upholstered seat and back.

W 500 · D 550 · H 820 · SH 470mm

AO WA01 PPA GP0 - £ 137 RRP

AO WA01 PPA GP1 - £ 147 RRP



**WARWICK
MESH BACK**

Black frame, four legged visitor chair with upholstered seat and mesh back.

W 500 · D 550 · H 820 · SH 470mm

AO WA01 MB GP0 - £ 162 RRP

AO WA01 MB GP1 - £ 172 RRP



**WARWICK MESH
BACK WITH ARMS**

Black frame, four legged visitor chair with upholstered seat and mesh back.

W 500 · D 550 · H 820 · SH 470mm

AO WA01 MB PPA GP0 - £ 182 RRP

AO WA01 MB PPA GP1 - £ 192 RRP

2

CHOOSE YOUR EXTRAS



Silver Frame

WA02

£ 5 RRP



Chrome Frame

WA03

£ 16 RRP



Writing Tablet

WTB

£ 61 RRP

3

CHOOSE YOUR FINISHES

Camira Phoenix (GP0)



HAVANA



BLIZZARD



OCEAN



SCUBA



BLUEBELL



WIND
JAMMER



RAINFOREST



TAROT



CALYPSO



JAMAICA



OLYMPIC



SOLANO

Camira Advantage (GP1)



BLACK



MINERAL



MINERAL



FJORD



NIGHTSHADE



COBALT



ADRIATIC



AQUA



OASIS



RASPBERRY



WINE



RED

For the full range of fabric colours, see page 66.



RENOIR

Reception Seating

A popular collection of wooden stacking chairs, suitable for training rooms, reception areas, restaurants and student areas.

1

CHOOSE YOUR MODEL

**RENOIR SIDE CHAIR**

Wood frame chair without arms,
Beech frame (conditioned to
moisture content 10%), fully
upholstered back and seat.
Stacks 4 chairs high.

W 420 · D 500 · H 840 · SH 480mm

TP CH0705 - £ 127 RRP

TP CH0705 GP1 - £ 142 RRP

**RENOIR SIDE CHAIR**

Wood frame chair with arms,
Beech frame (conditioned to
moisture content 10%), fully
upholstered back and seat.
Stacks 4 chairs high.

W 420 · D 500 · H 840 · SH 480mm


TP CH0706 - £ 142 RRP

TP CH0706 GP1 - £ 156 RRP

2

CHOOSE YOUR FINISHES

Standard Fabric




CHARCOAL

CLARET

ROYAL
BLUE

Camira Advantage (GP1)



BLACK

MINERAL

MINERAL

FJORD

NIGHTSHADE

COBALT

ADRIATIC

AQUA

OASIS

RASPBERRY

WINE

RED

For the full range of fabric colours in the Advantage range see page 64.



SONATA

Multi-Purpose Seating

The Sonata range has been designed as versatile, economically priced seating. In designing the Sonata chair stress was put on utility, simplicity and favourable price as well as ergonomics, design and reliability. It is this combination that makes the Sonata range unique.

1

CHOOSE YOUR MODEL

**SONATA PLASTIC**

Plastic seat and back with black frame.

W 565 · D 544 · H 800 · SH 450mm

AL PIN1 - £72 RRP

**SONATA UPHOLSTERED SEAT PAD**

Upholstered seat and plastic back with black frame.

W 565 · D 544 · H 800 · SH 450mm

AL PIN2 - £87 RRP

**SONATA UPOLSTERED SEAT & BACK**

Upholstered seat and back with black frame.

W 565 · D 544 · H 800 · SH 450mm

AL PIN3 - £95 RRP

**SONATA MESH BACK**

Upholstered seat, black mesh back and black frame.

W 565 · D 544 · H 800 · SH 450mm

AL PIN4 - £98 RRP

2

CHOOSE YOUR EXTRAS



Chrome Frame

£20 RRP



Pair of Plastic Fixed Arms

£25 RRP



Writing Tablet (Left or Right)

£59 RRP



Black Swivel Base

£45 RRP



Chrome Swivel Base

£55 RRP



Pair of Black Metal Fixed Arms
Swivel chair only

£39 RRP

3

CHOOSE YOUR FINISHES

Plastic Colours



BLACK

WHITE

Camira Advantage (GP2) POA



BLACK

MINERAL

MINERAL

FJORD

NIGHTSHADE

COBALT

Camira Phoenix (GP1)



HAVANA

BLIZZARD

OCEAN

SCUBA

BLUEBELL

WIND JAMMER



ADRIATIC

AQUA

OASIS

RASPBERRY

WINE

RED



RAINFOREST

TAROT

CALYPSO

JAMAICA

OLYMPIC

SOLANO

For the full range of fabric colours, see page 66.



GENOA

Sofas

Genoa is a comfortable leather sofa with a domestic feel. This product is ideally suited to breakout spaces, receptions and other relaxing environments.

1

CHOOSE YOUR MODEL

**GENOA ARMCHAIR**

W 1030 · D 880 · H 950

Vinyl

SD GENOA1 V - £510 RRP

Leather

SD GENOA1 L - £865 RRP**GENOA TWO SEAT SOFA**

W 1530 · D 880 · H 950

Vinyl

SD GENOA2 V - £769 RRP

Leather

SD GENOA2 L - £1340 RRP**GENOA THREE SEAT SOFA**

W 1970 · D 880 · H 950

Vinyl

SD GENOA3 V - £896 RRP

Leather

SD GENOA3 L - £1495 RRP

2

CHOOSE YOUR FINISHES

Lisbon Vinyl



CHALK

BEIGE

SILVER

TAUPE

MOCHA

WINE

NAVY

HAVANA

BLACK

Contempo Leather (100% Leather)



PEBBLE

CASTAGNA

DARK
CHOCOLATE

MOCHA

HAVANA

BLACK

Shelly Leather (100% Leather)



WHITE

CREAM

SOMERSET
STONE

STONE

OWL

SILVER
BIRCHDARK
GRAPEDARK
CHOCOLATE

BLACK

HORIZON

VELVET
RED

SPICE

AMETHYST

SEELY

SILVER
GREY

MOON MIST

PIPING

STEEL

For more colour options or to order a sample, please call us on
01656 661061 or contact your Account Manager.



ORION

Tub Chairs

A timeless tub chair design created with generous thick foam over a webbed core. The Orion range is manufactured with FSC sourced wood providing you with a top quality product that is also environmentally conscious, at a fantastic price.

1

CHOOSE YOUR MODEL

**ORION TUB CHAIR**

Orion single seater tub chair, available in open or closed front options.

W 700 · D 560 · H 830 · SH 440

Open Front

IN OR1OF GP1 - £310 RRP

IN OR1OF GP2 - £356 RRP

Closed Front

IN OR1CF GP1 - £330 RRP

IN OR1CF GP2 - £376 RRP

**ORION TWO SEAT SOFA**

Orion two seater tub sofa, available in open or closed front options.

W 1200 · D 560 · H 830 · SH 440

Open Front

IN OR2OF GP1 - £505 RRP

IN OR2OF GP2 - £566 RRP

Closed Front

IN OR2CF GP1 - £530 RRP

IN OR2CF GP2 - £591 RRP

**ORION THREE SEAT SOFA**

Orion three seater tub sofa, available in open or closed front options.

W 1200 · D 560 · H 830 · SH 440

Open Front

IN OR3OF GP1 - £735 RRP

IN OR3OF GP2 - £828 RRP

Closed Front

IN OR3CF GP1 - £765 RRP

IN OR3CF GP2 - £858 RRP

2

CHOOSE YOUR EXTRAS



Silver Glides

£9 RRP



Wooden Legs

£24 RRP



Metal Legs

£98 RRP

3

CHOOSE YOUR FINISHES

Camira Rivet (GP1)



GREY
BRINDLE



SOLDER



PRIME



CRUCIBLE



LAGOON



CHARCOAL

Camira Vita (GP2) Vinyl



NOIR



MARINA



HIPPO



KOALA



WATERFALL



SAPPHIRE



FORGE



ALLOY



COPPER



FUSE



WOODROSE



DEEP CLAY



OLIVE



PLUM



PINK



RUST



SQUASH



YELLOW



RECEPTION COUNTERS

Reception Counters

The essential range of reception counters to meet any budget. Available in left and right hand configurations to suit the layout of your environment, and finished in a selection of high quality veneers, these essential reception counters are sure to give the desired first impression.

**RECEPTION COUNTER**

Reception counter with universal legs allowing the units to be either left or right handed to suit the desired environment.

OI NCT1160 - £ 1002 RRP
W 2400 · D 1600 · H 1160

OI NCT2080 - £ 505 RRP
W 2000 · D 800 · H 1160

**WHITE GLOSS RECEPTION COUNTER**

White high gloss reception counter with 12mm tempered glass top. Universal return unit allows for both right and left hand configuration.

OI HGC2280 - £ 1256 RRP
W 2200 · D 800 · H 1130

OI URU1060 - £ 317 RRP
W 1000 · D 600 · H 730

**MODULAR RECEPTION COUNTER**

Modular reception counter made up of 2 components capable of numerous configurations to suit the desired environment.

OI FHR - £ 649 RRP
W 1339 · D 872 · H 730-1160

OI LHR - £ 649 RRP
W 1339 · D 872 · H 730-953



2 section example



3 section example




4 section example

Entry Level FinishesAMERICAN
BLACK
WALNUTDARK
WALNUTCROWN
CUT OAKLIGHT
OAK

BEECH

ANTHRACITE

White Gloss Finishes

WHITE



POWER & DATA (ON-DESK)

Accessories

Technology is so much a part of our lives we often use it without thinking. That is, until we need to charge our devices and there's no easily accessible power socket. These power modules bring power and data to the work surface so it's easy to access.

1

CHOOSE YOUR MODEL



CHROMA

A sleek new power module with
2 x fused UK power sockets and
1 x switch.

ABL-CRB12G5

£68 RRP



CHROMA

A sleek new power module with 2 x
fused UK power sockets and 2 x USB
Smart Charge ports and 1 x switch.

ABL-CHRB13G5

£98 RRP



CHROMA

A sleek new power module 2 x fused
UK power sockets and 2 x data ports
and 1 x switch.

ABL-CHRB14G5

£98 RRP

2

CHOOSE YOUR CONFIGURATION

Chroma units can be customised with the below
power and data options:



UK Fused Socket




2 x Data



2 x USB

3

CHOOSE YOUR FINISHES



WHITE

BLACK



RED



GREEN



YELLOW



BLUE



WHITE



BLACK



POWER (UNDER-DESK)

Accessories

Technology is so much a part of our lives we often use it without thinking. That is, until we need to charge our devices and there's no easily accessible power socket. These power modules are a neat and compact solution to under-desk power requirements. Units are supplied with central fixings to enable the module to be screwed to the underside of the desk, modesty panel or sit in cable baskets.

1

CHOOSE YOUR MODEL



PMK UNDER-DESK

Under-desk power unit with 2 x UK power sockets. Cables supplied separately.

ABL-PMK203-E

£ 13 RRP



PMK UNDER-DESK

Under-desk power unit with 3 x UK power sockets. Cables supplied separately.

ABL-PMK303-E

£ 17 RRP



PMK UNDER-DESK

Under-desk power unit with 4 x UK power sockets. Cables supplied separately.

ABL-PMK403-E

£ 20 RRP

All models available with or without switches

2

CHOOSE YOUR EXTRAS



Mains Leads

1m - **£ 9** RRP

2m - **£ 10** RRP

3m - **£ 11** RRP

4m - **£ 12** RRP

5m - **£ 14** RRP

6m - **£ 15** RRP

7m - **£ 17** RRP

10m - **£ 29** RRP

Connector leads also available.



MONITOR ARMS

Accessories

A computer monitor should sit directly in front of you at arms length with the top of the screen level with your eyes. Monitor arms offer the most ergonomic efficient way to ensure your screen is always at the correct height and angle for you. They also have the added advantage of freeing up valuable desktop space. If your computer monitor is sitting at the wrong height it could potentially lead to neck and shoulder pain.

1

CHOOSE YOUR MODEL

**KARDO SINGLE**

Kardo is an ergonomic and workstation posture certified monitor arm with integrated cable management.

ML PMA521

£ 109 RRP

**LIBERO SINGLE**

Libero is a slimline gas lift monitor arm capable of supporting screens from 2-10kg.

ML GMA621

£ 219 RRP

**TWIN KARDO**

The Twin Kardo features a 400mm high pole with dual multi-tilt arms capable of supporting two screens up to 27" or 20kg in total.

ML PMA522

£ 169 RRP

**LIBERO MOUNTING RAIL**

Libero Mounting Rail is a dual screen upgrade for the Libero single monitor arm, giving capacity for two 4kg screens.

ML TSMR-BK

£ 119 RRP

2

CHOOSE YOUR FINISHES





CABLE MANAGEMENT

Accessories

Cable management products are designed to help every office hide cables in the most organised manner, allowing data and power cables to be placed neatly, free from damage and delivering a more streamlined and aesthetically appealing space.

1

CHOOSE YOUR MODEL

**CABLE SPINE**

Standard cable spine with rotating under desk fixing, oval shaped segments and heavy weighted base.

CMS 2464

£28 RRP

**CABLE SOCK**

This ultra lightweight cable sock has a double zip allowing you to easily add or remove cables.

ML VCS2

£35 RRP

**CABLE BASKET**

A wire basket that fixes underneath surfaces to keep wires tidy - available in a range of sizes from 1000mm - 1800mm to suit individual requirements.

ABL-WBT-S

From **£33** RRP

**PORTHOLE**

Cover plate providing easy access for cables on desktops. 80mm diameter.

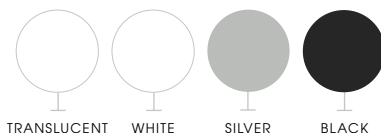
BOF PORTHOLE

£5 RRP

2

CHOOSE YOUR FINISHES

Cable Spine



TRANSLUCENT

WHITE

SILVER

BLACK

Cable Sock



WHITE

SILVER

BLACK

Cable Basket



CHROME

Porthole



GREY

SILVER

CAMIRA ADVANTAGE



Task Seating

Low Hazard commercial seating fabric, Advantage, offers a combination of enduring aesthetic appeal and high performance durability which means it will look good and last for years. Advantage is a plain weave fabric in a rich assortment of colourways in both plains and mixes.



CAMIRA PHOENIX



Task Seating

Phoenix is a cost-effective simple crêpe weave fabric available in 30 colourways. Meeting cigarette and match flammability standards this durable fabric achieves excellent Martindale abrasion cycles.




CAMIRA CITADEL



Task Seating

A popular classic, Citadel is a hard-wearing synthetic upholstery fabric with a simple plain weave construction that carries a 10 year guarantee. It is available in an appealing range of colours including soft melange mixtures and the widely favoured solid shades.



CAMIRA VITA



Task & Soft Seating

Vita is a leather-look vinyl, with a subtle surface grain effect and full matt appearance. It provides maximum protection for heavy duty end-use areas. It benefits from a modified durable top coat, which offers improved resistance to alcohol cleaners and excellent wearability.



CAMIRA RIVET



Task & Soft Seating

Designed to blend the aesthetic qualities of luxury woollen apparel with modern performance sportswear, Rivet is a lightly textured hopsack which emulates the swathe of suiting in a well-heeled synthetic. Rivet is made from 100% REPREVE®, a brand of recycled polyester made from used plastic bottles.



CAMIRA X2



Task & Soft Seating

X2 provides stretch, flammability and abrasion performance with a mottled appearance making it a practical solution to aid appearance retention. 25% of the raw material is derived from waste streams, specifically polyester selvages and yarn remnants.



CAMIRA CARA



Screens

Cara is a plain weave panel fabric. One of Camira's most popular vertical surface fabrics, Cara is used extensively on desk screens, wallsides and on pin boards.

This fabric is largely acoustically transparent and as such is ideal to be used as a decorative facing for sound absorbing boards.




WALTEN



MERRICK



HILLSWICK



RONAY



GALILEE




INVERNESS




DOLPHIN




EASDALE



DENNY



LORA



STAFFA




FAIR ISLE



MAREE




AUSTEN



SPRAY



LERWICK



LOSSIE



TUMMEL

CAMIRA LUCIA



Screens

Lucia is manufactured from 100% recycled polyester for a reduced environmental footprint. Its bold and bright colour palette is designed to complement the Xtreme range for upholstery.

This fabric is largely acoustically transparent and as such is ideal to be used as a decorative facing for sound absorbing boards.



SOMBRERO



CAYMAN



OCEAN



MARTINIQUE



MARIANNA



ARECIBO



STEEL



CAMPECHE



WINDJAMMER



MADURA



TROTUGA



BELIZE



JAMAICA



MAUVE




BRIDGETOWN



TAROT



SANDSTORM



BLIZZARD

Cleaning Guide

Try step A first, applying small quantities of liquid and blotting well with clean tissues after each application. Work carefully to remove the stain from the outside in and allow to dry. If the stain is still apparent, try step B and later C.

Stain	A	B	C
Alcoholic drinks	9	11	7
Blood	5, 8	3	7
Butter	14, 15	1, 2	3
Chewing gum	14	2, 4	16
Chocolate	3	1	
Coffee	13	11	3
Cola/soft drinks	9	7	
Fruit juice	7	3	6, 3
Furniture polish	1	3	2
Gravy/sauce	3	1	7
Ink (biro)	6	4	10
Ink (felt tip pen)	6	4	3
Ink (writing)	3	16	
Jam	3	7	
Lipstick	1	2	3
Milk	8	3	7
Nail Varnish	4	16	
Oil & grease	1	2	3
Paint (oil based)	1	3	16
Paint (water based)	5	3	16
Shoe polish	1	2	3
Tea	3	11	7
Urine	3	12	16
Vomit	3	12	16
Wine	3	13	11

Key of Treatments

1. White spirit, Turpentine or substitute
2. Dry cleaning fluid (1,1,1, Trichloroethane)
3. Upholstery detergent or shampoo at manufacturer's recommended dilution
4. Acetone, nail polish remover - non oily
5. Cold water
6. Surgical spirit (alcohol)
7. Borax 2% solution, dissolve 1 teaspoonful in warm water, top up cup with cold water
8. Salt 2% solution, 1 level teaspoon in a cup of tepid water
9. Use 3 as above plus a drop of spirit vinegar
10. Biological detergent 1% solution (1 level tsp in cup of warm water)
11. Use 6 as above diluted with 1:5 water
12. Disinfectant, dilute as recommended on bottle, or 1 tsp in 2 pints of water
13. Use 7 as above plus a drop of spirit vinegar
14. Chill with ice cubes in a plastic bag
15. Hot iron over layers of white tissue
16. Consult a professional cleaner



inspiring environments
for working & learning | **bof**[®]

BOF
Tower Close
Bridgend
CF31 3TH

01656 661061
sales@bof.co.uk

bof.co.uk